
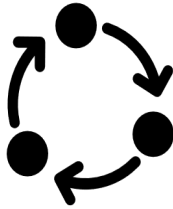







TOP TIPS FOR REMOTE LEARNING FOR PARENTS

Helping you to help your child while they continue to work from home.

1. RESOURCES		<ul style="list-style-type: none"> Normal school equipment is required i.e. pencils, pens, colours, ruler, rubber, calculator etc Students will also need paper to write their work on. They may also type their answers on a computer IF they have one., but this is NOT a necessity.
2. ROUTINE		<ul style="list-style-type: none"> Keeping to the school times will help to create a sense of normality. Make a note of when Live Content Lessons are and join the Google Meet at the right time. Social media is not allowed during the school day, try to recreate this at home. If it is difficult aim to restrict their use of this to break times. Get students to turn off notifications.
3. TIMETABLE		<ul style="list-style-type: none"> Check your child's timetable with them each day. Throughout that day each lesson will be uploaded. Encourage them to attempt work in the order it appears on their timetable. Students will get 5 pieces of classwork each day.
4. TO DO LISTS		<ul style="list-style-type: none"> Support your child to keep a list of all the work they have been set. 5 columns – SUBJECT, TASK, CLASSWORK, COMPLETED, SUBMITTED Support them to cross it off as it has been completed Support them to cross it off if you have submitted your work either on Google Classroom. At the end of the day this is a good way for your child to show you what they have done and the progress they have made.
5. BREAKS		<ul style="list-style-type: none"> Sticking to the school timetable means there are the usual breaks for break time and lunch time. In addition the work set for each hour shouldn't take a whole hour so encourage your child to take breaks in between lessons. During breaks encourage your child to exercise, grab a snack, check their social media or rest.
6. QUESTION		<ul style="list-style-type: none"> Check with your child every day. Use the checklist to keep yourself informed about their progress Problem solve with them, set targets if they are behind, listen to what they are doing well and what they are finding difficult. Get in touch with us if necessary
7. STAY IN TOUCH		<ul style="list-style-type: none"> If you feel that your child is struggling with the work contact the appropriate Head of Department. If there is a pastoral issue please contact your child's form tutor or Head of Year